


Infobase More Infobase Resources Access Provided by Credo Source Test Account Log Out



[Advanced Search](#)
[Your Profile](#)

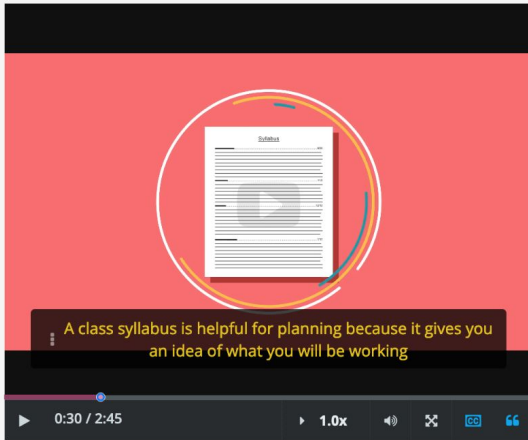
Home > Research Skill Builders > Study and Writing Skills

## Study and Writing Skills

### Content Playlist

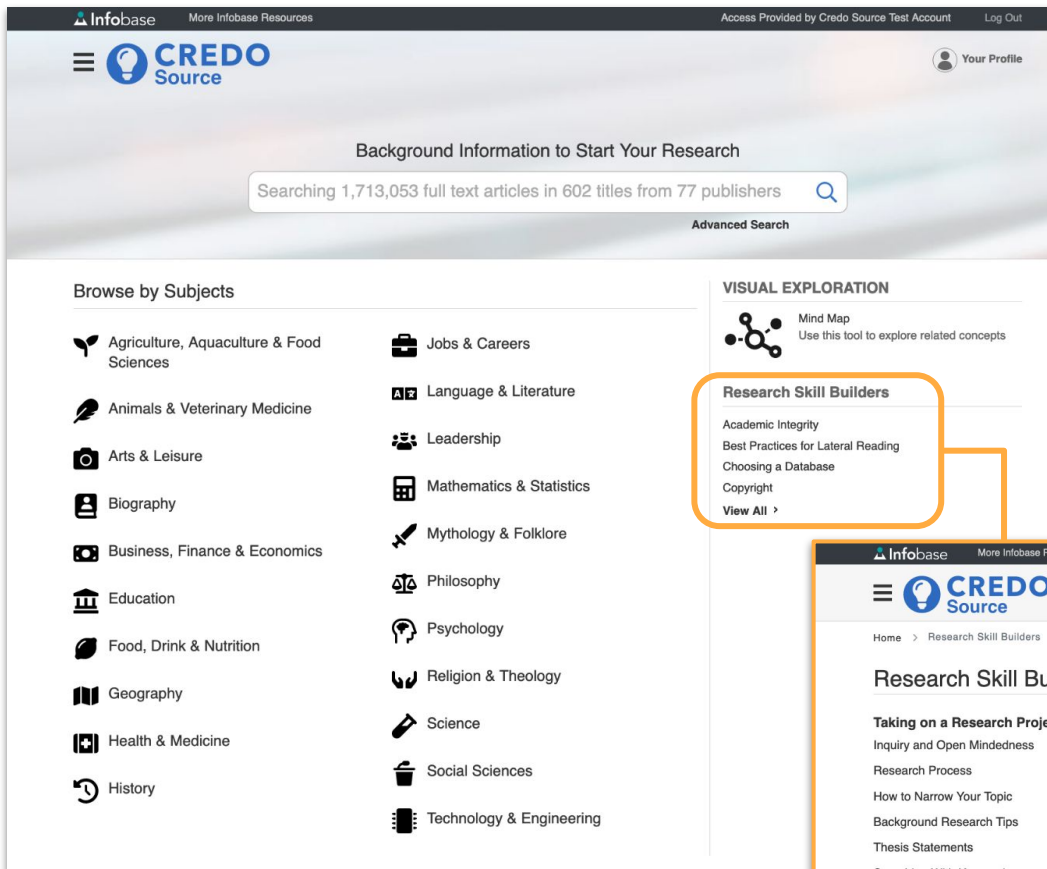
- ☰ Making a Logical Argument
- ⦿ Time Management Tips
- ⦿ Reading Tips
- ⦿ Introduction to Note Taking
- ☰ 10 Most Common Writing Errors
- ☰ Preparing for a Pro/Con Debate
- ⦿ Teamwork and Collaboration
- ☰ Presentation Skills
- ⦿ Study Skills

### Video: Study Skills

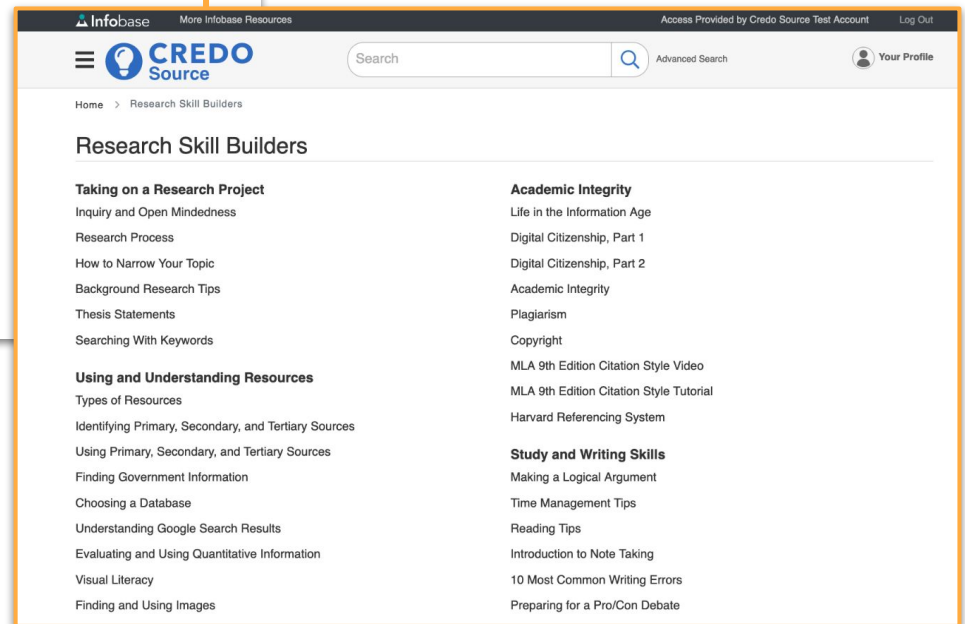


the beginning of the year also is the best  
time to set up good study habits.  
Gather the books and supplies your teacher requires so you are prepared for assignments all semester.  
Did your teacher provide a syllabus?  
**A class syllabus is helpful for planning because it gives you an idea of what you will be working on in the future.**  
If your teacher provides one, review it and highlight the due dates of significant assignments.  
Compare syllabi for different classes to figure out if you can expect to have busy weeks because more than one or two deadlines

**Transcripts**  
[Download SubRip \(.srt\) file](#)  
[Download Text \(.txt\) file](#)



Skill Builders are found on the right side of the *Credo Source* homepage.



Infobase More Infobase Resources Access Provided by Credo Source Test Account Log Out

CREDO Source Search Advanced Search Your Profile

Home > Research Skill Builders

## Research Skill Builders

- Taking on a Research Project**
  - Inquiry and Open Mindedness
  - Research Process
  - How to Narrow Your Topic
  - Background Research Tips
  - Thesis Statements
  - Searching With Keywords
- Using and Understanding Resources**
  - Types of Resources
  - Identifying Primary, Secondary, and Tertiary Sources
  - Using Primary, Secondary, and Tertiary Sources
  - Finding Government Information
  - Choosing a Database
  - Understanding Google Search Results
  - Evaluating and Using Quantitative Information
  - Visual Literacy
  - Finding and Using Images
- Evaluating Sources**
  - Using Lateral Reading to Evaluate Sources
  - Evaluating Sources
  - Evaluating Sources for Objectivity
  - Fact-Checking
- Academic Integrity**
  - Life in the Information Age
  - Digital Citizenship, Part 1
  - Digital Citizenship, Part 2
  - Academic Integrity
  - Plagiarism
  - Copyright
  - MLA 9th Edition Citation Style Video
  - MLA 9th Edition Citation Style Tutorial
  - Harvard Referencing System
- Study and Writing Skills**
  - Making a Logical Argument
  - Time Management Tips
  - Reading Tips
  - Introduction to Note Taking
  - 10 Most Common Writing Errors
  - Preparing for a Pro/Con Debate
  - Teamwork and Collaboration
  - Presentation Skills
  - Study Skills

Research Skill Builders are 40+ videos and tutorials created to support research instruction. Find materials to help with research prep, understanding different resources, academic integrity and study/writing skills.

**Credo Source Research Skill Builder Tutorial**

The image displays two screenshots of the Credo Source website interface. The top screenshot shows the 'Research Skill Builders' homepage. The sidebar menu includes sections like 'Taking on a Research Project', 'Research Process', 'Using and Understanding Resources', and 'Evaluating Sources'. The 'How to Narrow Your Topic' item is highlighted with an orange box. The bottom screenshot shows the 'Taking on a Research Project' page. The 'Content Playlist' on the left lists various topics, with 'How to Narrow Your Topic' selected and highlighted. The main content area features a video player with the title 'Video: How to Narrow Your Topic' highlighted in orange. The video player shows a grid of icons representing different research topics, and a subtitle reads: 'topic. With so many areas of research available, the tough part is deciding where to start.' Below the video player are links for 'Download SubRip (.srt) file' and 'Download Text (.txt) file'.

Each Skill Builder has a stand alone homepage.

## Video: How to Narrow Your Topic



During your academic career, you'll be assigned research papers that let you choose your own

**topic. With so many areas of research available, the tough part is deciding where to start.**

This video will break down the cyclical nature of the research process, and explain how to

choose and narrow a topic into an appropriate research question, and how to explore your

topic through strategic searching. Research is not a one-time act that's

### Transcripts

[Download SubRip \(.srt\) file](#)

[Download Text \(.txt\) file](#)

All videos have a rolling transcript on the right. You can toggle on/off the closed captioning by clicking the CC icon. You can print out the transcript on the lower left of any video.

**Questions?**

**[support@credoreference.com](mailto:support@credoreference.com)**